

# 1st FORM

# BOOKLET



El objetivo del presente cuadernillo es que las familias tengan material para que sus hijos hagan un repaso antes de comenzar las clases. Con esto buscamos disminuir los efectos de la curva del olvido y ayudar a nuestros alumnos a que tengan un buen año lectivo.

El mismo debe ser realizado durante el mes de febrero, dos semanas antes de empezar las clases.

HI! 😊



I'M YOUR BOOKLET AND TOGETHER WE ARE GOING TO GET READY FOR NEXT YEAR!!! THE TIPS BELOW WILL HELP US!

TIPS:

- @ FIND A NICE PLACE TO WORK.
- @ START TWO WEEKS BEFORE THE FIRST DAY OF SCHOOL.
- @ DO THE ACTIVITIES LITTLE BY LITTLE: AROUND ONE PAGE A DAY.
- @ PAY ATTENTION TO INSTRUCTIONS.
- @ CHECK ALL THE ACTIVITIES ARE COMPLETE.

LET'S HAVE FUN!!!





**1-LOOK AND WRITE THE WEATHER WORDS**

**RAINY SUNNY WINDY HOT COLD**

1. TODAY IS A \_\_\_\_\_ DAY.



2. TODAY IS A \_\_\_\_\_ DAY.



3. TODAY IS A \_\_\_\_\_ DAY.



4. TODAY IS A \_\_\_\_\_ DAY.



5. TODAY IS A \_\_\_\_\_ DAY.

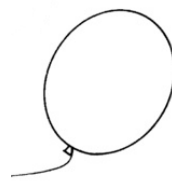
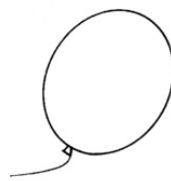
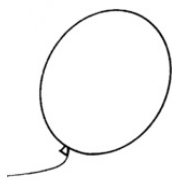
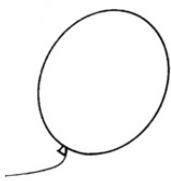




## **2-FIND THE COLOURS**

	B			Y		O
	L	G		E		R
P	U	R	P	L	E	A
I	E	E		L		N
N	R	E	D	O		G
K		N		W		E
	B	L	A	C	K	

## **3-WRITE THE WORDS. COLOUR THE BALLOONS.**

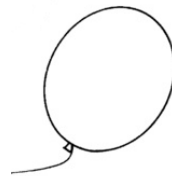
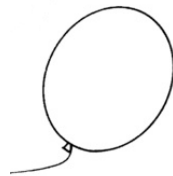
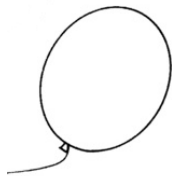
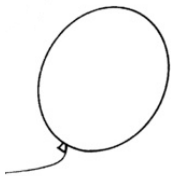


\_\_\_\_\_

\_\_\_\_\_

\_\_\_\_\_

\_\_\_\_\_




\_\_\_\_\_

\_\_\_\_\_

\_\_\_\_\_

\_\_\_\_\_

**4-WRITE THE NAMES OF THE ANIMALS**



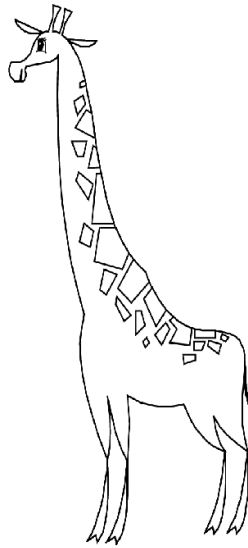
\_\_\_\_\_



\_\_\_\_\_




\_\_\_\_\_



\_\_\_\_\_



\_\_\_\_\_



\_\_\_\_\_



\_\_\_\_\_



\_\_\_\_\_



\_\_\_\_\_



**5- FIND AND CIRCLE THE ANIMALS**



**FISH    HORSE    CAT    RABBIT    HEN    MOUSE**  
**TORTOISE    COW    DUCK    DOG    PIG    HAMSTER**





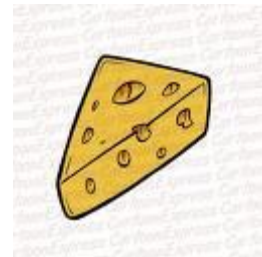

M	O	U	S	E	K	K	T	K	K	K	K	K	K	K	D
K	K	C	K	K	K	K	O	K	K	H	O	R	S	E	O
D	K	O	K	K	R	K	R	K	K	K	K	K	K	K	G
U	K	W	H	K	A	K	T	H	A	M	S	T	E	R	K
C	K	K	E	K	B	K	O	K	K	K	K	K	K	K	K
K	K	K	N	K	B	K	I	K	K	P	K	K	K	K	K
K	K	K	K	K	I	K	S	K	K	I	K	K	C	A	T
F	I	S	H	K	T	K	E	K	K	G	K	K	K	K	K

**ELEPHANT    CAMEL    ZEBRA    LION    TIGER**  
**KANGAROO    MONKEY    GIRAFFE    GORILLA**

Z	E	B	R	A	K	K	K	K	K	K	K	K	K	K	K
K	K	K	K	K	K	T	I	G	E	R	K	K	K	K	C
L	K	M	O	N	K	E	Y	G	O	R	I	L	L	A	A
I	K	K	K	K	E	L	E	P	H	A	N	T	K	K	M
O	K	K	K	K	K	K	K	K	K	K	K	K	K	K	E
N	K	K	A	N	G	A	R	O	O	K	K	K	K	K	L
K	K	K	K	K	K	K	K	K	G	I	R	A	F	F	E

**6- LOOK AND DRAW A FACE**

 <b>I LIKE THIS</b>	 <b>I DON'T LIKE THIS</b>
-----------------------------------------------------------------------------------------------------------	-------------------------------------------------------------------------------------------------------------------






**7- COUNT AND WRITE THE NUMBER WORD**

**ONE TWO THREE FOUR FIVE**

**SIX SEVEN EIGHT NINE TEN**



\_\_\_\_\_ BOOKS



\_\_\_\_\_ MARKERS



\_\_\_\_\_ DESKS



\_\_\_\_\_ TABLE



\_\_\_\_\_ PENCILS



\_\_\_\_\_ CHAIRS



## **8- COUNT AND WRITE THE NUMBERS**



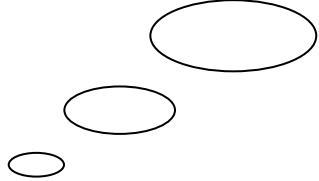
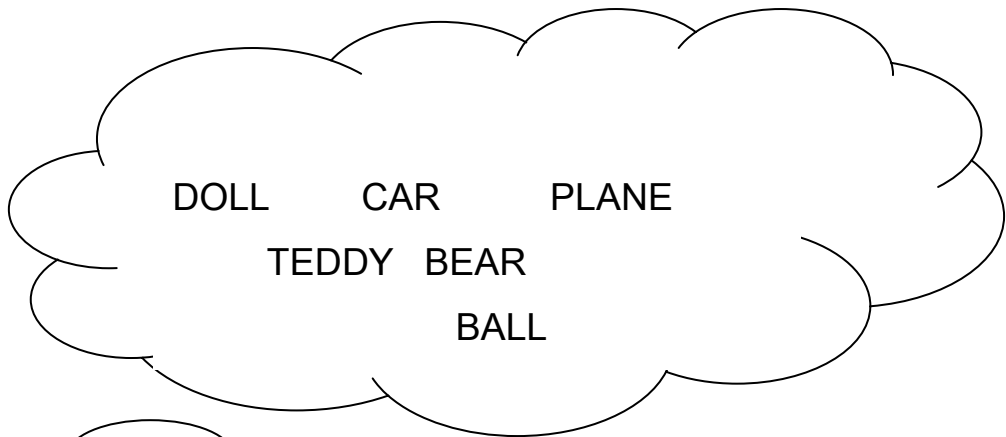
1 HOW MANY PENCILS CAN YOU SEE? \_\_\_\_\_

2 HOW MANY CHAIRS CAN YOU SEE? \_\_\_\_\_

3 HOW MANY BOOKS CAN YOU SEE? \_\_\_\_\_



**9- WRITE THE WORDS**



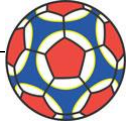
1- THIS IS A \_\_\_\_\_



2- THIS IS A \_\_\_\_\_



3- THIS IS A \_\_\_\_\_



4- THIS IS A \_\_\_\_\_



5 -THIS IS A \_\_\_\_\_




**10- FIND AND CIRCLE THE WORDS**

<b>EARS</b>	<b>EYES</b>	<b>FACE</b>	<b>FINGER</b>	<b>HAIR</b>
<b>HANDS</b>	<b>HEAD</b>	<b>LEG</b>	<b>MOUTH</b>	<b>NOSE</b>
	<b>THUMB</b>	<b>TOES</b>	<b>SHOULDERS</b>	

H	A	I	R	X	X	X	X	X	X	X	X	X
A	X	X	X	X	H	X	X	T	H	U	M	B
N	X	X	X	X	E	X	X	O	X	X	O	X
D	X	X	X	X	A	X	X	E	X	X	U	X
S	H	O	U	L	D	E	R	S	X	X	T	X
X	X	X	X	E	X	A	X	X	X	X	H	X
X	F	I	N	G	E	R	X	X	X	X	X	X
X	A	S	O	X	X	S	X	X	X	X	X	X
X	C	X	S	X	X	X	X	X	X	X	X	X
X	E	Y	E	S	X	X	X	X	X	X	X	X

**11- WRITE *IN* , *ON* OR *UNDER***



1. THE BIKE IS \_\_\_\_\_ THE PLANE.
2. THE SKATE IS \_\_\_\_\_ THE TOY BOX.
3. THE BALL IS \_\_\_\_\_ THE BIKE.
4. THE DOLL IS \_\_\_\_\_ THE BLOCKS.
5. THE BLOCKS ARE \_\_\_\_\_ THE DOLL.





## 12- READ AND CIRCLE

1. THE BALL IS IN THE BOX.



2. THE CARS ARE UNDER THE TABLE.



3. THE KITE IS ON THE CHAIR.



4. THE BIKE IS UNDER THE DESK.



5. THE DOLL IS IN THE HOUSE.



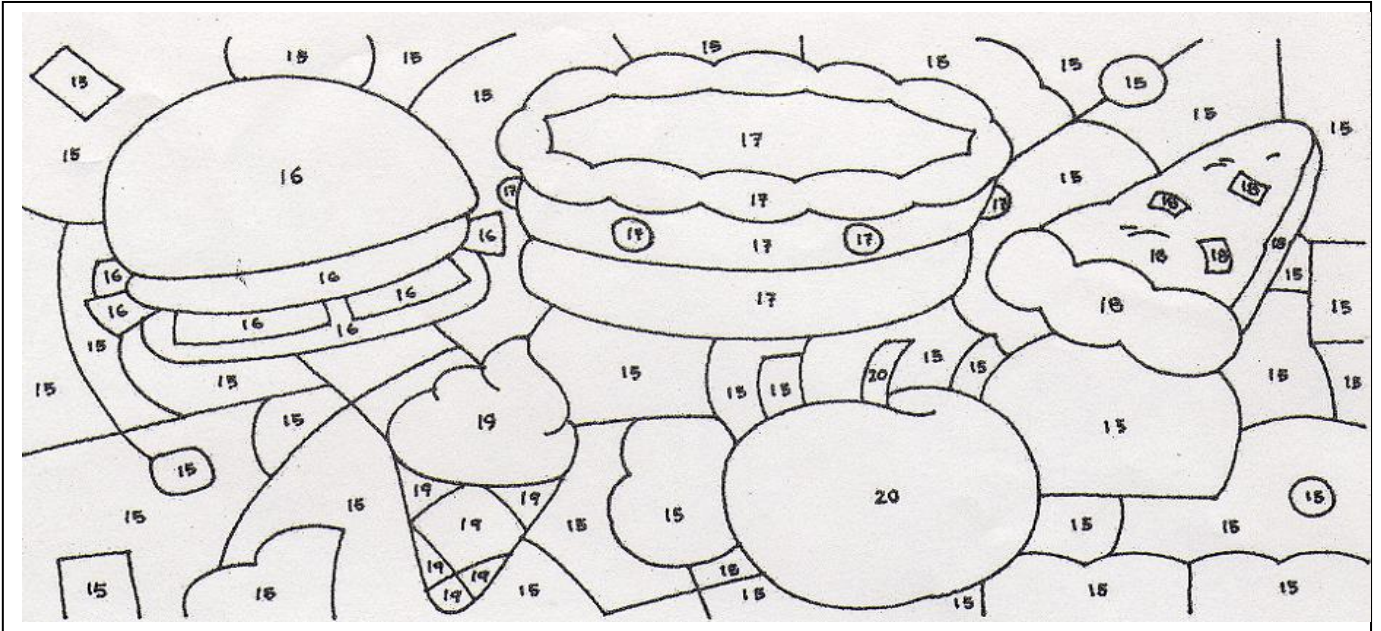
6. THE BOAT IS ON THE TV.





### 13- COLOUR THE PICTURE

**FIFTEEN= BLUE    SIXTEEN=BROWN    SEVENTEEN= PURPLE**  
**EIGHTEEN= RED    NINETEEN= PINK    TWENTY= GREEN**




**COMPLETE**

**BROWN    PINK    RED    PURPLE**

1. THE PIZZA IS \_\_\_\_\_.
2. THE ICE CREAM IS \_\_\_\_\_.
3. THE CAKE IS \_\_\_\_\_.
4. THE HAMBURGER IS \_\_\_\_\_.

**14- COUNT AND COMPLETE**

1. THERE ARE \_\_\_\_\_ TOMATOES.
2. THERE ARE \_\_\_\_\_ BANANAS.
3. THERE ARE \_\_\_\_\_ COOKIES.




**15- WRITE THE NAMES OF THE PARTS OF THE BODY**



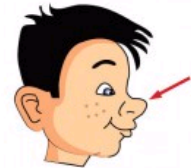
1. \_\_\_\_\_



2. \_\_\_\_\_




3. \_\_\_\_\_



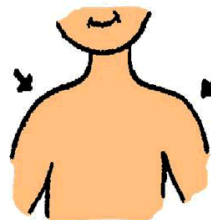
4. \_\_\_\_\_



5. \_\_\_\_\_




6. \_\_\_\_\_



7. \_\_\_\_\_



8. \_\_\_\_\_



9. \_\_\_\_\_ 10. \_\_\_\_\_ 11. \_\_\_\_\_ 12. \_\_\_\_\_





## 1ST FORM BOOKLET (KEY) (**RESPUESTAS**)

### EXERCISE 1

1. TODAY IS A **SUNNY** DAY.



2. TODAY IS A **RAINY** DAY.



3. TODAY IS A **WINDY** DAY.



4. TODAY IS A **HOT** DAY.




5. TODAY IS A **COLD** DAY.







## EXERCISE 2



## EXERCISE 3



RED



GREEN



BLUE



YELLOW




ORANGE



BLACK




PINK



PURPLE



**EXERCISE 4**



**RHINO**



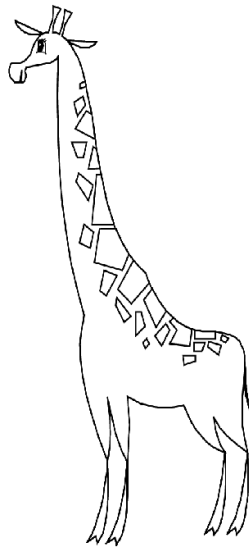
**CROCODILE**




**MONKEY**




**TIGER**



**GIRAFFE**




**ELEPHANT**



**LION**



**HIPPO**



**KANGAROO**




**EXERCISE 5**

M	O	U	S	E	K	K	T	K	K	K	K	K	K	D	
K	K	C	K	K	K	K	O	K	K	H	O	R	S	E	O
D	K	O	K	K	R	K	R	K	K	K	K	K	K	K	G
U	K	W	H	K	A	K	T	H	A	M	S	T	E	R	K
C	K	K	E	K	B	K	O	K	K	K	K	K	K	K	K
K	K	K	N	K	B	K	I	K	K	P	K	K	K	K	K
K	K	K	K	K	I	K	S	K	K	I	K	K	C	A	T
F	I	S	H	K	T	K	E	K	K	G	K	K	K	K	K

Z	E	B	R	A	K	K	K	K	K	K	K	K	K	K	K	
K	K	K	K	K	K	T	I	G	E	R	K	K	K	K	C	
L	K	M	O	N	K	E	Y	G	O	R	I	L	L	A	A	
I	K	K	K	K	E	L	E	P	H	A	N	T	K	K	M	
O	K	K	K	K	K	K	K	K	K	K	K	K	K	K	E	
N	K	K	A	N	G	A	R	O	O	K	K	K	K	K	L	
K	K	K	K	K	K	K	K	K	K	G	I	R	A	F	F	E

**EXERCISE 6 (Respuesta abierta)**

**EXERCISE 7**



**THREE** BOOKS



**FOUR** MARKERS



**TWO** DESKS



**ONE** TABLE



**TEN** PENCILS



**FIVE** CHAIRS



## EXERCISE 8



1 HOW MANY PENCILS CAN YOU SEE? 4

2 HOW MANY CHAIRS CAN YOU SEE? 3

3 HOW MANY BOOKS CAN YOU SEE? 9

## EXERCISE 9

1-THIS IS A CAR

2-THIS IS A DOLL

3-THIS IS A BALL


4-THIS IS A TEDDY BEAR

5 -THIS IS A PLANE

### EXERCISE 10

H	A	I	R	X	X	X	X	X	X	X	X	X
A	X	X	X	X	H	X	X	T	H	U	M	B
N	X	X	X	X	E	X	X	O	X	X	O	X
D	X	X	X	X	A	X	X	E	X	X	U	X
S	H	O	U	L	D	E	R	S	X	X	T	X
X	X	X	X	E	X	A	X	X	X	X	H	X
X	F	I	N	G	E	R	X	X	X	X	X	X
X	A	X	O	X	X	S	X	X	X	X	X	X
X	C	X	S	X	X	X	X	X	X	X	X	X
X	E	Y	E	S	X	X	X	X	X	X	X	X

### EXERCISE 11





1. THE BIKE IS **UNDER** THE PLANE.
2. THE SKATE IS **IN** THE TOY BOX.
3. THE BALL IS **ON** THE BIKE.
4. THE DOLL IS **ON** THE BLOCKS.
5. THE BLOCKS ARE **UNDER** THE DOLL.

## EXERCISE 12


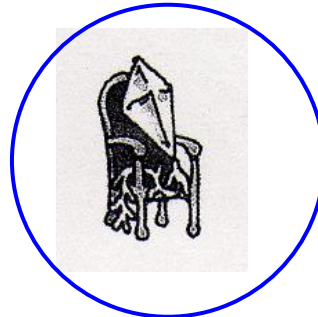
1. THE BALL IS IN THE BOX.



2. THE CARS ARE UNDER THE TABLE.




3. THE KITE IS ON THE CHAIR.



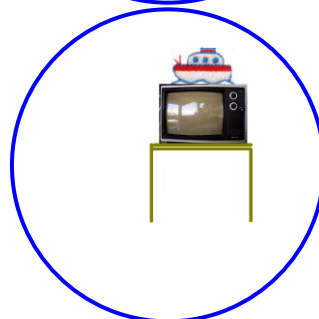
4. THE BIKE IS UNDER THE DESK.



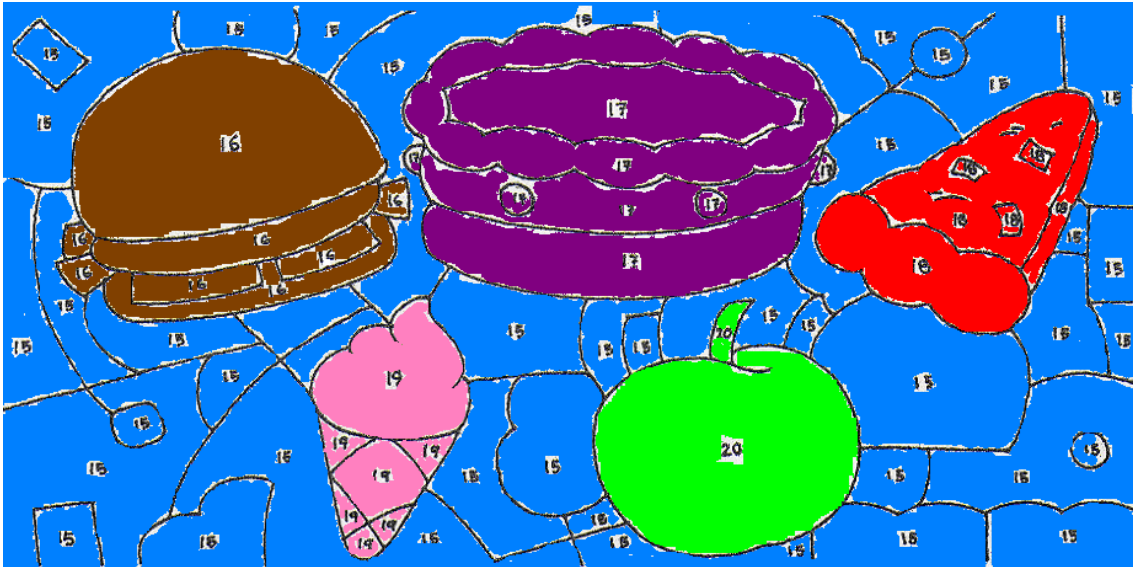
5. THE DOLL IS IN THE HOUSE.



6. THE BOAT IS ON THE TV.



### EXERCISE 13



1. THE PIZZA IS **RED**.
2. THE ICE CREAM IS **PINK**.
3. THE CAKE IS **PURPLE**.
4. THE HAMBURGER IS **BROWN**.


### EXERCISE 14

1. THERE ARE **20** TOMATOES.
2. THERE ARE **18** BANANAS.
3. THERE ARE **16** COOKIES.


### EXERCISE 15



1. **LEG**



2. **FACE**




3. **EYES**



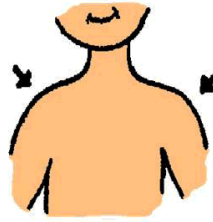
4. **NOSE**



5. **THUMB**



6. **EARS**



7. **SHOULDERS**



8. **TOES**




9. **MOUTH**



10. **HEAD**



11. **HAND**



12. **HAIR**